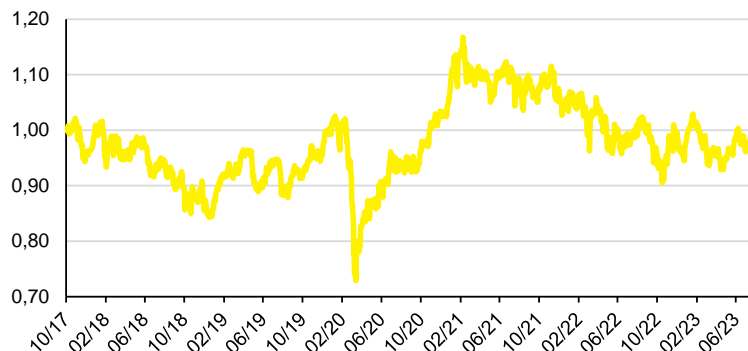


## RAIFFEISEN FOND EMERGING MARKETS AKCIÍ

### Investment policy

- Fund invests at least 85 percent of its assets in securities issued by its 'Master Fund', Raiffeisen-Nachhaltigkeit-EmergingMarkets-Aktien
- Opportunity to participate in the success of companies with its headquarters or activity based in Asia, Latin America, Africa, East Europe and Middle East
- The performance is measured in Czech crowns
- The investment is associated with market, currency and emerging markets risks

### Fund unit value development



1M	3M	6M	YTD	since establishment	
2,72%	7,18%	-1,20%	5,68%	0,07% p.a./0,40%	
2022	2021	2020	2019	2018	2017
-8,80%	-0,13%	4,30%	18,50%	-12,96%	-3,03%

### Largest positions held by the Master Fund Raiffeisen-Emerging Markets-Aktien

TAIWAN SEMICONDUCTOR MANUFAC 2330	8,98%
TENCENT HOLDINGS LTD 700	7,55%
HDFC BANK LIMITED HDFCB	3,20%
MEITUAN-CLASS B 3690	2,32%
BHARTI AIRTEL LTD BHARTI	2,32%
BANK RAKYAT INDONESIA PERSER BBRI	1,94%
BYD CO LTD-H 1211	1,88%
ICICI BANK LTD ICICIBC	1,73%
PING AN INSURANCE GROUP CO-H 2318	1,69%
SK HYNIX INC 000660	1,65%

### General information

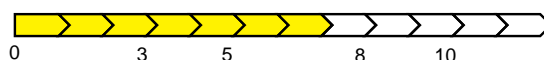
ISIN	CZ0008475274
Date of first offering	September 11, 2017
Fund type	mixed
The majority of the Fund assets	equity
Fund currency	CZK
Net asset value (NAV)	231,2 mil. CZK
Master Fund ration in the portfolio	90,76%
Management fee	1,7%
Entry fee	0%
Exit fee	0%
Performance fee	10%

### Risk profile (SRI)

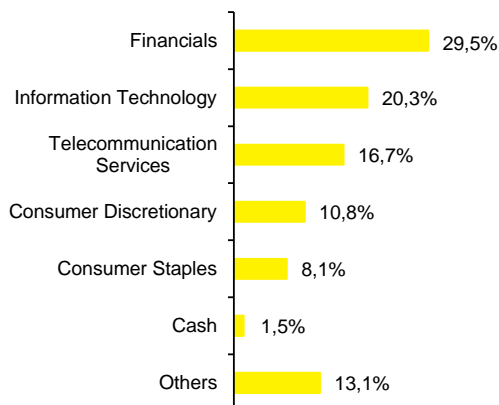
← Lower risk Higher risk →

1	2	3	4	5	6	7
---	---	---	---	---	---	---

### Recommended investment horizon



### Master Fund sector investment structure



### Notice

The performance chart covers the period commencing on October 11, 2017 and ending on July 31, 2023. The performance data relate to past periods and they incorporate all fees and costs paid for from the assets of the fund, with the exception of potential entry and exit fees. Performance fee of up to 20% from positive economic result before tax for respective accounting period can be applied, due for payment at the end of the period. Past performances do not represent reliable indicators of future results. The data have been provided by Raiffeisen investiční společnost a.s. The value of investments and relating yields may fluctuate and return on originally invested amounts cannot be guaranteed. The full name of the fund and any additional information, including that about fees related to and risks inherent in investments, the relevant key information and the Prospectus of the Fund are available in Czech on the following address: [www.rfis.cz](http://www.rfis.cz).